
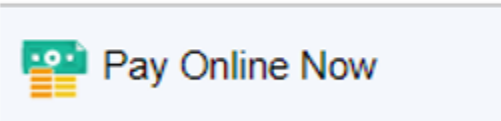


Pay UND Rent via QuikPAY in Campus Connection

1. Log into Campus Connection and Select Financial Account Tile:



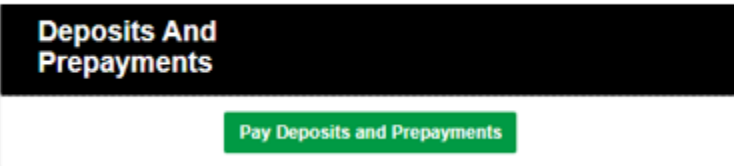
2. Select Pay Online Now



3. Select University of North Dakota



4. Select Pay Deposits and Prepayments



5. Enter Term, Account Type (Prepay-Housing), Amount, and Payment Method. Select Continue after information is entered:

Enter Payment Amount

Please enter/select as indicated below and click the "Continue" button to proceed with payment.

Required fields are marked with an *

Payment Amount

Account: Deposits and Prepayments

Term*:

Account Type*:

Payment Amount*:

Total Amount:

Payment Method*:

6. Finish Entering Payment Method Details and Complete Payment